

Head office:Josef-Wallner-Straße 10
94469 Deggendorf**Factory Neuhausen:**Moosgasse 4
D-94560 Offenberg

Phone:

(+49) 991 9106 0 Switchboard
(+49) 991 9106 38 Service

Fax:

(+49) 991 9106 83 Service
(+49) 991 9106 24 EngineeringE-Mail: service@zierer.comInternet: www.zierer.com**Service Bulletin**

Zierer Bulletin #	Revision:	Page	System	Description:	Date:	Issued:
SB-WS-1001_rev1	1	1 of 4	Wave Swinger	Service Bulletin	17.01.2013	wmt
Original Ride Manufacturer			Release Date	Affected Production Dates:	Ride Name:	
ZIERER – Karussell und Spezialmaschinenbau			18.12.2012	2011 and earlier	Wave Swinger	

1. Affected Serial Nos. and/or Ride Type:

Serial no. 200 001 through 200 022

Serial no. 220 002 through 220 005

Serial no. 042 001 through 042 141 / Serial no. 042 901 through 042 920

2. Reason for release:

With reference to EN 13814 and in cooperation with the German Authority TUEV, we would like to inform you about some components recently added to the Zierer Wave Swinger; in order to improve the rides safety.

For making a rational decision whether or not you want to go along with these modifications on your ride we suggest to discuss this issue with your local inspection authorities.

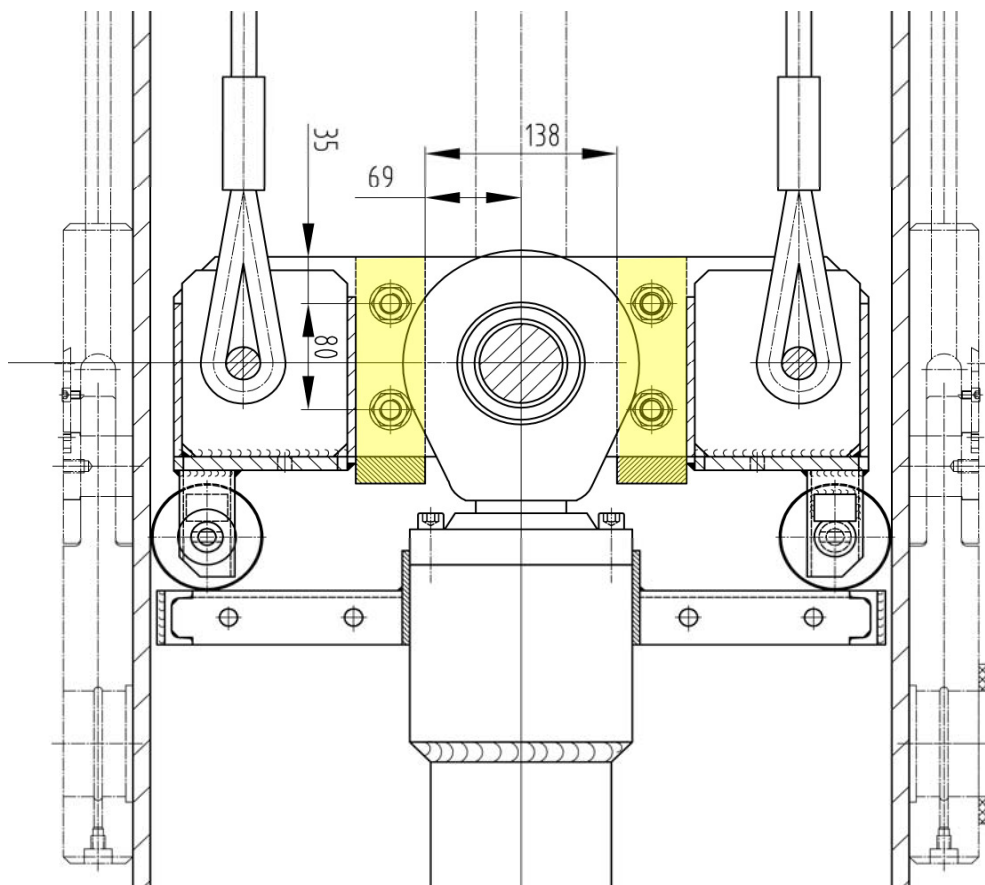
See further information on paragraph 4 “Remarks”

3. Modifications:**3.1. Monitoring Devices at Lifting Cables****Rope Monitor Zierer Article No.: VK080063**

2 sets of sensors monitoring the smooth movement of the lifting cables. The sensors are mounted on a bracket which is bolted to the bottom of the sheave compartment right next to the entry hole of the lifting cables. Their signals need to be integrated into the ride control system subsequently.

If for any reason a cable moves out of sensing range the control system will initiate a “Fast Stop” function .

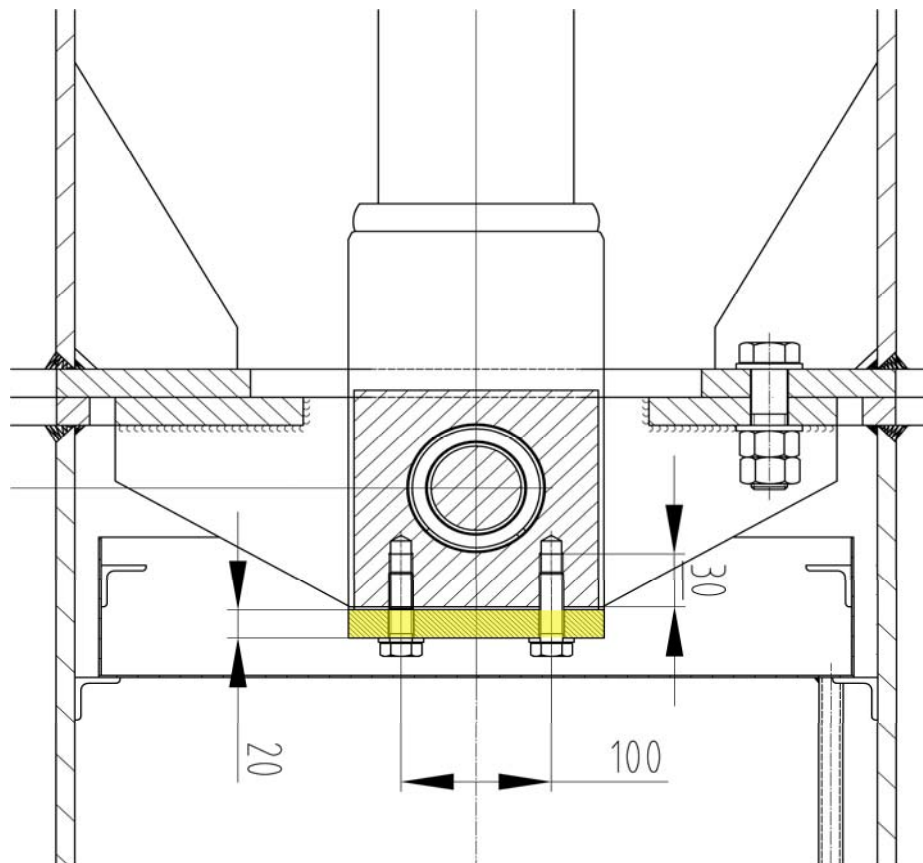

Zierer Bulletin #	Revision:	Page	System	Description:	Date:	Issued:
SB-WS-1001_rev1	1	1 of 4	Wave Swinger	Service Bulletin	17.01.2013	wmt



3.2 Lifting Cylinder Retaining Elements [Cylinder Rod] Zierer Article No.: HZ020078

In case of a break of the suspension pin 2 pieces of fork shaped retaining elements preventing the rod end from slipping through the guiding cross. The retaining elements are mounted axially at a distance of 138 mm with 4 bolts to each side of the guiding cross.

Zierer Bulletin #	Revision:	Page	System	Description:	Date:	Issued:
SB-WS-1001_rev1	1	2 of 4	Wave Swinger	Service Bulletin	17.01.2013	wmt



3.3 Lifting Cylinder Retaining Element [Cylinder Barrel] Zierer Article No.: HZ020079

In case of a break of the suspension pin a striker plate prevents the cylinder from slipping out of the clamping device. The striker plate is bolted concentric to the cylinder eye by means of 2 bolts.

Zierer Bulletin #	Revision:	Page	System	Description:	Date:	Issued:
SB-WS-1001_rev1	1	3 of 4	Wave Swinger	Service Bulletin	17.01.2013	wmt

4. Remarks

To 3.1 – Rope Monitor:

This modification requires at least three additional slip rings at the slip ring assembly in the lower mast portion. If spare slip rings are available on your unit we recommend the addition of the rope monitor to your Wave Swinger on the next occasion (e.g. winter rehab).

It is no need to take any action if the slip ring assembly on your unit does not have this requirement. Just make sure a thorough daily visual inspection on both sets of lifting cables prior to public operation as well as the required monthly checks over the entire cable length gets carried out.

In case the slip ring assembly on your unit is worn and needs to be replaced soon we would recommend purchasing a slip ring assembly with more slip rings, so that the rope monitor can be added.

To 3.2 – Retaining Elements Cylinder Rod:

We recommend proceeding with this modification on the next occasion (e.g. next winter rehab), provided that the suspension pin has been inspected and documented as requested in the NDT requirement

To 3.3 – Retaining Element Cylinder Barrel:

This modification requires a rectangular shape of the eye on the cylinder barrel. This can be found only on cylinders built in 2010 or later.

If you have purchased a new cylinder during or after 2010 we recommend proceeding with this modification on the next occasion (e.g. next winter rehab) provided that the suspension pin has been inspected and documented as requested in the NDT requirement.

If the lifting cylinder on your unit does not have this requirement please proceed as usual. By purchasing of a new lifting cylinder the striker plate will be included in the shipment.

General:

In nearly 40 years of wave swinger history there hasn't been a reported failure on one of the above mentioned constructional elements, although it is now a new requirement in European Standard for all new Zierer Wave Swinger attractions.

Operation on all older Zierer Wave Swinger models can be indeed continued safely without the installation of these additions as long as all other safety features and measures are properly maintained and maintenance actions being documented

5. Contact

For additional informations regarding installation, details and pricing of the mentioned modifications above, please contact:

ZIERER Karussell- und Spezialmaschinenbau GmbH

Moosgasse 4
D-94560 Offenberg

Mr. Martin Weinberger

Phone: (+49) 991 9106 55
Fax: (+49) 991 9106 83

E-Mail: m.weinberger@zierer.com

Internet: www.zierer.com

Zierer Bulletin #	Revision:	Page	System	Description:	Date:	Issued:
SB-WS-1001_rev1	1	4 of 4	Wave Swinger	Service Bulletin	17.01.2013	wmt