



**CHANCE RIDES, INC.**  
4219 Irving  
Wichita, KS 67277-2328  
U.S.A.  
Phone: 1-800-242-6231 • FAX: 1-316-942-7416  
Website: www.rides.com  
E-mail: rides@rides.com

Bulletin No:	B414R1221-0
Release Date:	September 25, 1999
Effective Date:	September 25, 1999
Supersedes:	N/A
Completion Date:	October 25, 1999
Page:	1 of 4

# SERVICE BULLETIN

Ride Manufacturer: **CHANCE RIDES, INC.**      Affected Production Dates: 1/1/99 through 7/1/99

Ride Name: **INVERTER (Portable Model)**      Affected Serial Nos.: 414-00399 through 414-01499  
**INVERTER (Park Model)**      414-005P99 only

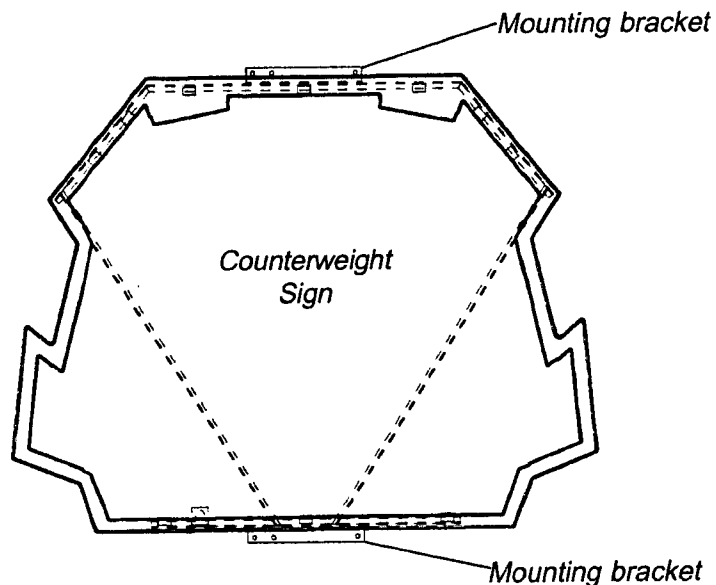
Model No.: 414

Abstract of Issue:  
Counterweight Sign Frame Inspection and Rework

**Reason For Release:**

Chance Rides, Inc. has become aware that cracks can develop in the counterweight sign frame on the above noted INVERTER amusement rides. The area where the cracks can occur is the welded joints for the mounting brackets. If these weld break, the sign can fall, possibly resulting in personal injury to the operator, passengers and/or bystanders.

Two rework kits have been designed:





**CHANCE RIDES, INC.**  
4219 Irving  
Wichita, KS 67277-2328  
U.S.A.  
Phone: 1-800-242-6231 • FAX: 1-316-942-7416  
Website: [www.rides.com](http://www.rides.com)  
E-mail: [rides@rides.com](mailto:rides@rides.com)

Bulletin No:	B414R1221-0
Release Date:	September 25, 1999
Effective Date:	September 25, 1999
Supersedes:	N/A
Completion Date:	October 25, 1999
Page:	2 of 4

Ride Manufacturer: CHANCE RIDES, INC. Affected Production Dates: 1/1/99 through 7/1/99

Ride Name: INVERTER (Portable Model) Affected Serial Nos.: 414-00399 through 414-01499  
INVERTER (Park Model) 414-005P99 only

Model No.: 414

Action to be taken (continued):

- For ride serial numbers 414-00699 through 414-01499 and 414-005P99, a kit has been developed to reinforce the aluminum sign frame. The kit, part number K414R1221-1 includes steel doubler plates which attach to the existing frame.
- For ride serial numbers 414-00399 through 414-00599, a kit has been developed to replace the aluminum sign frame with a steel frame. The kit, part number K414R1221-2 includes a complete steel sign frame.

Chance Rides, Inc. requires all owner/operators to visually inspect the counterweight sign frame as described on the following pages of this bulletin and rework the sign as instructed.

Order and install the appropriate kit for that specific ride. Each kit includes all necessary parts to rework one counterweight sign, along with complete instructions for installation.

Each kit will be offered at no charge if ordered within 30 days of the release date of this bulletin.

All work must be performed by qualified personnel, capable of understanding the function of the parts and their proper installation.

**NOTICE**

Use only those components authorized, specified or provided by Chance Rides, Inc.

Chance Rides, Inc. SPECIFICALLY DISCLAIMS ANY LIABILITY for losses associated with any unauthorized alterations and/or modifications or additions and installations of unauthorized components.



**CHANCE RIDES, INC.**  
4219 Irving  
Wichita, KS 67277-2328  
U.S.A.  
Phone: 1-800-242-6231 • FAX: 1-316-942-7416  
Website: [www.rides.com](http://www.rides.com)  
E-mail: [rides@rides.com](mailto:rides@rides.com)

Bulletin No:	B414R1221-0
Release Date:	September 25, 1999
Effective Date:	September 25, 1999
Supersedes:	N/A
Completion Date:	October 25, 1999
Page:	3 of 4

Ride Manufacturer: CHANCE RIDES, INC.      Affected Production Dates: 1/1/99 through 7/1/99

Ride Name: INVERTER (Portable Model)      Affected Serial Nos.: 414-00399 through 414-01499  
INVERTER (Park Model)      414-005P99 only

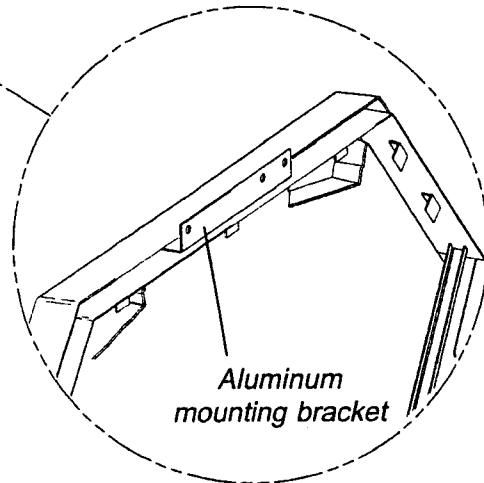
Model No.: 414

Action to be taken (continued):

**Inspection Procedure (Ride serial numbers 414-00699 through 414-01499 and 414-005P99)**



1. Visually inspect the aluminum mounting brackets and welds in the area where the mounting brackets attach to the frame. Use an inspection mirror or similar tool to view the area under the fiberglass sign.
2. If cracks are found or if the mounting holes in the bracket are excessively worn, contact the Chance Customer Service Department for specific repair instructions prior to installation of the rework kit.
3. If no cracks are found, order and install the Counterweight Sign Rework Kit (K414R1221-1) using the instructions provided with the kit.



*Side view of counterweight sign  
(Ride serial numbers 414-00699 through  
414-01499 and 414-005P99)*



**CHANCE RIDES, INC.**  
4219 Irving  
Wichita, KS 67277-2328  
U.S.A.  
Phone: 1-800-242-6231 • FAX: 1-316-942-7416  
Website: [www.rides.com](http://www.rides.com)  
E-mail: [rides@rides.com](mailto:rides@rides.com)

Bulletin No: B414R1221-0  
Release Date: September 25, 1999  
Effective Date: September 25, 1999  
Supersedes: N/A  
Completion Date: October 25, 1999  
Page: 4 of 4

Ride Manufacturer: CHANCE RIDES, INC. Affected Production Dates: 1/1/99 through 7/1/99

Ride Name: INVERTER (Portable Model) Affected Serial Nos.: 414-00399 through 414-01499  
INVERTER (Park Model) 414-005P99 only

Model No.: 414

Action to be taken (continued):

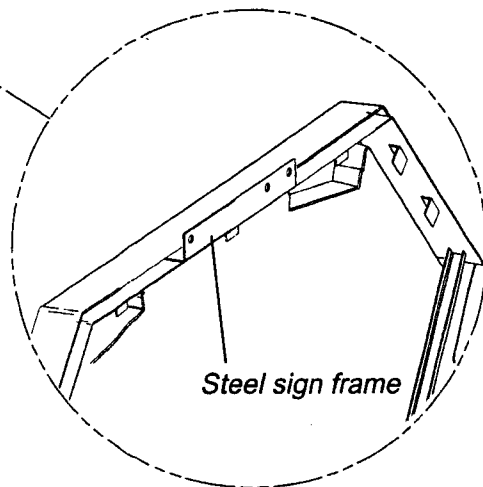
**Inspection Procedure (Ride serial numbers 414-00399 through 414-00599)**



1. Visually inspect the counterweight frame. It must be made of steel.

If the frame is made of aluminum, contact the Chance Customer Service Department and order the Counterweight Sign Frame Rework Kit (part number K414R1221-2).

2. Drill out the rivets which secure the sign to the aluminum frame. Remove and discard the old frame.
3. Install the steel frame and secure with the rivets provided with the kit.



*Side view of counterweight sign  
(Ride serial numbers 414-00399  
through 414-00599)*